

CUTTING PLOTTER

CG-SR III Series

CG-60/100/130SR III



The perfect cutting tool for every job...



SIGN &
GRAPHICS

Mimaki

The world imagines... Mimaki delivers



Technologically advanced cutting plotters to meet your every need

With a host of technical improvements over previous cutters, Mimaki's new CG-SR III range of cutting plotters features a 60 cm wide desktop model up to a 137 cm wide professional production unit, all with the capability to cut to a wider range of substrates and applications at higher speeds that ever before. By delivering a practical and cost effective solution for every sign and graphics need, the highest possible return on your investment is assured.

ENGINEERING EXCELLENCE AND CREATIVE INNOVATION

Founded in Japan in 1975, Mimaki Engineering has steadily grown by reputation and influence into a global company with large operational bases in Asia and the Pacific, United States and Europe.

Renowned for award-winning performance, peerless build quality and innovative technology, Mimaki has established itself as a leading manufacturer of wide-format inkjet printers and cutting machines for the sign and graphics, textile and apparel and industrial markets. In addition, Mimaki also provides a comprehensive range of supporting products; hardware, software and associated consumable items, such as inks and cutting blades.

From outdoor signage and billboards to interior decoration and furnishing, from packaging and labels to promotional gifts and apparel, Mimaki is committed to developing technology that sets new industry standards, producing machines and products that turn the imagination of our customers into breath-taking reality.

... Mimaki delivers

CG-SR III series delivers ...

- Wider Roll cutting format for professional use
- Stunning value & highly competitive performance
- 3 different cutting widths available (606/1070/1370 mm)
- Higher curve-cutting speed, faster production of complicated cutting tasks
- Mimaki's first machine to be compatible with Ethernet connection for LAN use
- Fast and accurate contour cutting
- Best-in-class cutting pressure of up to 500g
- Half-cut function holds image in place after cutting for perfect stickers and decals
- Over-cut function
- Optional media baskets available
- Professional & user-friendly software package included as standard

- ROLL CUTTER
- 60 - 137 CM CUTTING WIDTHS AVAILABLE
- 100 CM/S MAX. MOVING SPEED
- ACCURATE CONTOUR CUTTING
- HALF-CUT FUNCTION
- OVER-CUT FUNCTION
- PLUG-IN SOFTWARE INCLUDED



Create ... Stickers, Labels, Decals, Graphics and Signage, with the added benefit of 'half-cut' and 'over-cut' functions, as well as fold lines for PoP applications making the finished items even easier to apply and more professional looking ...

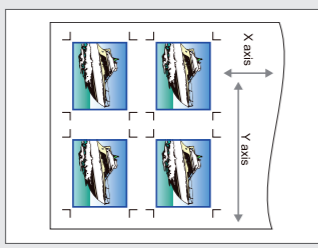
KEY TECHNICAL FEATURES ...

High speed continuous register mark detection

For precise contour cutting of printed images, such as stickers, the optical sensor detects register marks that are printed on the media. By recognizing these marks, the distance to the image is calculated accurately.

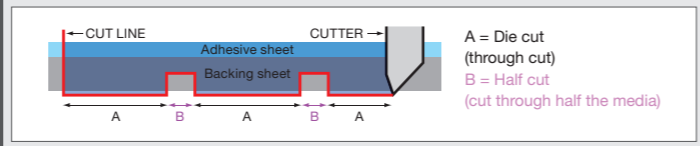


By continuously detecting a maximum of 4 register marks nested images in both X and Y axis direction can be cut aligning each image automatically. Detecting one register mark is sufficient when using Mimaki's FineCut software.



Innovative Mimaki Half-Cut function

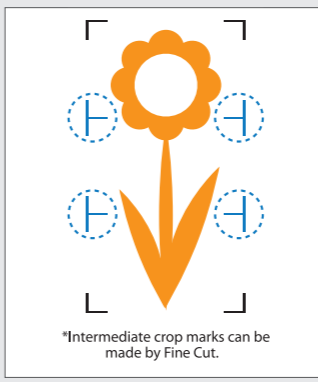
Mimaki's original Half-Cut function produces a series of half and die-cuts leaving a few connection points that keeps the image in place. When the job is done the sticker/image can be taken out easily or the complete sheet or roll can be sent to the customer. Various media without backing sheet can also be Half-Cut.



Segment correction function

This function detects intermediate crop marks, enabling four-point corrections for each segment.

This facility ensures accurate contour cutting over longer length prints, even if the image becomes distorted.



Remote monitoring capability

Machines feature an Event Notification Function to send information to pre-set e-mail addresses about completion of cutting task or errors in production, thereby enabling unattended operation and improving productivity.





Plug-in Cutting Software
Fine Cut 8 for CorelDRAW
 Windows®

Plug-in Cutting Software
Fine Cut 8 for Illustrator®
 Windows®/Macintosh®

Bundled with two exclusive software programs

Professional sign making software

Fine Cut 8

Fine Cut 8, plug-in cutting software for Illustrator CS6 and CorelDRAW, is included. It helps to achieve highly sophisticated requirements such as contour cutting, production of cutting data from the graphic data, tiling and nesting.



Easy-to-operate cutting software

Simple Cut

User friendly SimpleCut enables beginners to use the cutting plotters easily. It provides easy text layouts as well as graphic creations and edits. Print image can be divided into blocks for making wide and large format signage. The software is also compatible with the following data file types: BMP, TIFF, JPEG, AI, EPS, WMF, EMF, MDX.

Specifications

Item		CG-60SRIII	CG-100SRIII	CG-130SRIII
Acceptable sheet width		90-740 mm	90-1,250 mm	90-1,550 mm
Effective cutting area		606 mm	1,070 mm	1,370 mm
Maximum speed		Cutting: 70 cm/s, Moving: 100 cm/s		
Adjustable speed range		1 - 10 cm/s (1 cm/s step adjustment), 1 - 70 cm/s (5 cm/s step adjustment)		
Mechanical resolution		X direction: 2.5 µm, Y direction: 5 µm		
Command resolution		25 µm or 10µm (MGL-IIc) / 100 µm, 50 µm (MGL-Ic1)		
Repeatability*1		± 0.2 mm / 2 M		
Effective Repeatability*2		586 mm x 2 M	1,050 mm x 2M	1,350 mm x 2M
Maximum pressure		500g		
Range of down pressure	Cutter	10 - 20 g(2 g step), 20 - 100 g(5 g step), 100 - 500g(10g step)		
	Pen	10 - 20 g(2 g step), 20 - 100 g(5 g step), 100 - 150g(10 g step)		
Acceptable sheet*2		Vinyl sheet, Fluorescent type vinyl sheet, Reflective sheet, Rubber sheet		
Acceptable tool*3		Cutter, Ball-point pen		
Type of command		MGL-IIc / MGL-Ic1		
Interface		USB2.0, RS-232C, Ethernet		
Receiver buffer size		27 MB Standard (When sorting, 17 MB)		
Operational environment		5 - 35 °C, 35 - 75 % (Rh), Non-condensation		
Power requirement		AC 100 V - 240 V, 145 VA or less		
Dimensions (W x D x H)		1,030 x 430 x 335 mm (1,030 x 430 x 1,185 mm)*4	1,530 x 580 x 1,150 mm	1,830 x 580 x 1,150 mm
Weight		24kg	41kg	46kg
Stand		Optional equipment	Standard equipment	Standard equipment

*1 Except for media expansion and contraction due to temperature.

*2 Operated with Mimaki specified media, cutter and cutting conditions. Thickness of rubber and its cutting speed are limited.

Guaranteed accuracy environment: Temperature 12-25°C, Humidity 45-65%

*3 Our dedicated cutter blade and specified commercial ball-point pens are available. (Drawing quality of ball-point pen is not warranted)

*4 When equipped with the optional stand (OPT-0235)

Supplies & Options

Item	Quantity	Item-No
Standard blade for vinyl	3	SPB-0030
Blade for vinyl	3	SPB-0001
Blade for small character	3	SPB-0003
Blade for reflective sheet	2	SPB-0006
Blade for fluorescent sheet	3	SPB-0007
APC blade set (rubber sheet)	3	SPB-0082
Cutter holder	1	SPA-0090
Pen adaptor	1	SPA-0169
Stand for CG-60	1	OPT-C0235
Sheet basket 60	1	OPT-C0234
Sheet basket 100	1	OPT-C0232
Sheet basket 130	1	OPT-C0233
Roll shaft 100	1	OPT-C0223
Roll shaft 130	1	OPT-C0224



• Some of the samples in this folder are artificial renderings • Specifications, design and dimensions stated in this folder may be subject to change without notice (for technical improvements, etc.)
 • The corporate and merchandise names written on this folder are the trademark of the respective corporations • Inkjet printers print using extreme fine dots, so colours may vary after replacement of the printing heads, also note that if using multiple printer units, colours could vary slightly from one unit to other unit due to slight individual differences • Compositor's errors reserved

Alphaset Handelsges.m.b.H.
 Moritz-Dreger-Gasse 18
 1210 Wien
 Tel: +43 (0) 1 271 81 88
 E-Mail: bestellung@alphaset.at
 www.alphaset.at

ALPHASET